



3450 W. 131st. Street
Carmel, In. 46074

317-733-2855
Fax: 317-733-2053

METER PIT SPECS 5/8 x 3/4" – 1"

ITEM #	DESCRIPTION	5/8" X 3/4" METERS	1" METERS
1.	SERVICE LINE	3/4" K COPPER	1" K COPPER
2.	YOKE	FORD Y502 MUELLER H5020-203 AY MCDONALD 14-2	FORD Y504 MUELLER H5040-330 AY MCDONALD 14-4
3.	STREET SIDE ANGLE VALVE	FORD BA94323WQNL MUELLER B24273-250N AY MCDONALD 74602 BYQ 3/4"x3/4"x 02 Angle Ball CTS x Yoke NL 5182-040	FORD BA94444WQNL MUELLER B24273-330N AY MCDONALD 74602 BYQ 1"x1"x 04 Angle Ball CTS x Yoke NL 5182-200
4.	HOUSE SIDE ANGLE CHECK VALVE	FORD HHA94-323 MUELLER H14245 3/4 AY MCDONALD 702-3YQ 33 ANG SGL CHK 3/4" YOKE x 3/4" CTS NL 5182-372	FORD HA91-444 MUELLER H14245 1" AY MCDONALD 702-4YE 44 ANG SGL CHK 1"YOKE x 1" FNPT NL 5182-312
5.	METER PIT	FRATCO HDPE 20"w X 48" d MID STATE-SONILOC 20"w X 48" d	FRATCO HDPE 24"w X 48"d MIDSTATE-SONILOC 24"w X 48"d
6.	METER PIT COVER	FORD C3 TYLER 6150 AY MCDONALD 74M3CTP	FORD X43 VESTAL 20X24R AY MCDONALD 74M43
7.	METER PIT RISER (No more than 2)	FRATCO 20 X 3 P 3" OR SIMILAR (PICTURED)	FRATCO 24 X 3 P 3" OR SIMILAR (PICTURED)
8.	CURB STOP	FORD B44-333Q MUELLER B25209-250N A.Y. MCDONALD 74640BQ 3/4"	FORD B44-444Q MUELLER B25209-330N A.Y. MCDONALD 74640BQ 1"
9.	CORP STOP	FORD FB1000-3-QNL MUELLER B25008-250N A.Y. MCDONALD 74101BCAPQ 3/4"	FORD FB1000-4-QNL MUELLER B25008-330N A.Y. MCDONALD 74101BCAPQ 1"

NOTES:

NO METER PIT SHALL BE INSTALLED IN A TRFFIC AREA, SUCH AS A SIDEWALK OR DRIVEWAY.

METER INSIDE PIT SHOULD BE 16-20 INCHES FROM TOP OF THE METER PIT LID.

METER PIT LID SHOULD BE FLUSH WITH GROUND (HOME OWNER SHOULD BE ABLE TO MOW OVER LID)

SHOULD METER PIT NEED RAISED TO GRADE: ONLY THE APPROVED RISER SHOULD BE USED.

NO METER SHOULD BE RAISED MORE THAN 6 " WITHOUT CARMEL UTILITIES APROVAL.

USING BRICKS OR CEMENT BLOCKS IS NOT AN APPROVED METHOD OF RAISING A METER PIT.

CONTINUED NEXT PAGE

SERVICE LINES REQUIRE COMPRESSION FITTINGS ONLY. NO PACK JOINTS ALLOWED (NO FITTINGS SHOULD BE MADE INSIDE THE METER PIT) **YOU MUST HAVE A CONTINUOUS PIECE OF COPPER FROM METER PIT TO AT LEAST 5' OUTSIDE OF METER PIT. ON THE HOUSE SIDE.**

THERE SHALL BE NO BURRIED JOINTS OR COUPLINGS, EXCEPT FOR THE CORPORATION STOP ON THE WATER MAIN.

THE METER PIT IS TO BE INSTALLED JUST OFF THE UTILITY EASEMENT, ON PRIVATE PROPERTY, IN THE MIDDLE OF THE LOT 5' LEFT OR RIGHT OF CENTER. AS CLOSE TO EASEMENT LINE AS POSSIBLE.

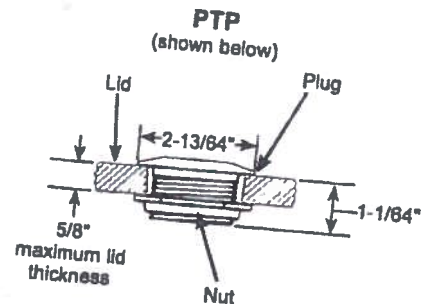
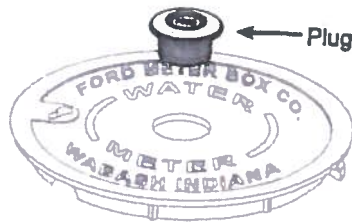
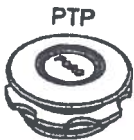
NO SERVICE TAP OR SERVICE LINE SHALL BE UNDER ANY PART OF THE DRIVEWAY. TAPS UNDER DRIVEWAYS SHALL BE ABANDONED AND RE-TAPPED AWAY FROM THE DRIVEWAY. ABANDONED TAP WILL BE REMOVED AND REPAIR CLAMP PLACED AT THAT LOCATION. TIME, MATERIALS AND LABOR WILL BE COMPLETED BY AND AT THE BUILDER'S EXPENSE.

AFTER METER PIT INSTALLATION AND INSPECTION. THE METER PIT NEEDS BACKFILLED TO SEAL AND PREVENT FROM FREEZING.

METER PIT PLACEMENT BETWEEN TWO DRIVEWAYS IN (APPARTMENT, CONDOS OR TOWNHOME APPLICATIONS) MUST BE BACKFILLED WITH DIRT OR SAND. THEN TOPPED WITH GRASS OR MULCH. NO ROCK OR STONE.

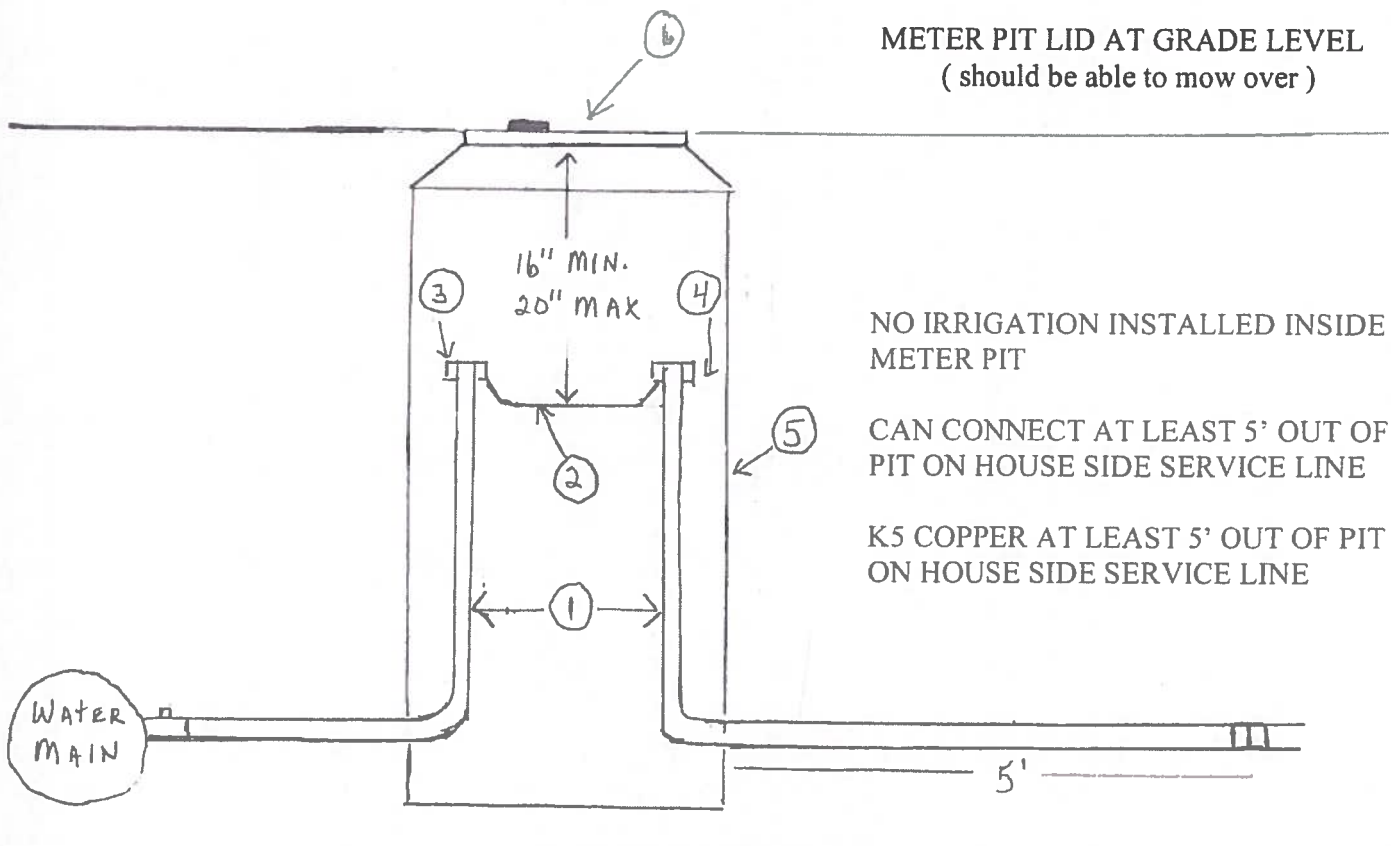
METER PITS WITH DUEL SERVICES (2 METERS IN ONE METER PIT) OR (1 SERVICE LINE WITH 2 METER PITS):

PLANS MUST BE SUBMITTED TO THE CARMEL UTILITIES WATER OPERATIONS OFFICE at 3450 W. 131ST ST. CARMEL, IN. 46074 TO BE EVALUATED AND APPROVED BEFORE ANY CONSTRUCTION CAN START.



PLUG FOR METER PIT LID

CITY of CARMEL WATER DISTRIBUTION
METER PIT DIAGRAM



City of Carmel Utilities

3450 W. 131st. Street
Carmel, In. 46074

317-733-2855
Fax: 317-733-2053

METER PIT RISERS
FRATCO 20 X 3 P 3", FRATCO 24 X 3 P 3"
(NO MORE THAN TWO RISERS FOR PIT)

